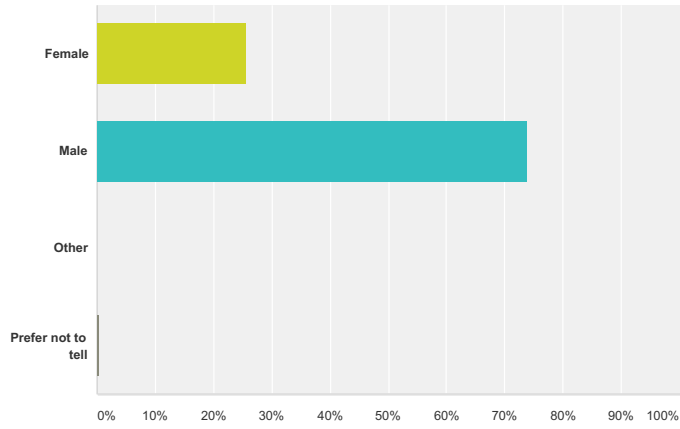


Q1 I am a

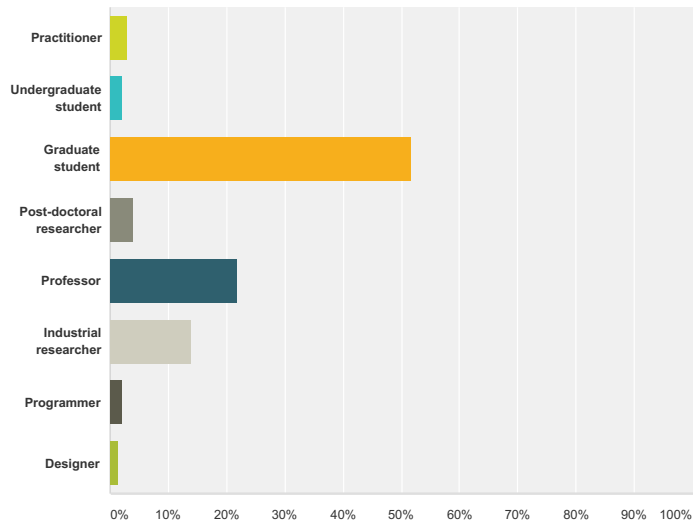
Answered: 207 Skipped: 3



Answer Choices	Responses	
Female	25.60%	53
Male	73.91%	153
Other	0.00%	0
Prefer not to tell	0.48%	1
Total		207

Q2 I am a:

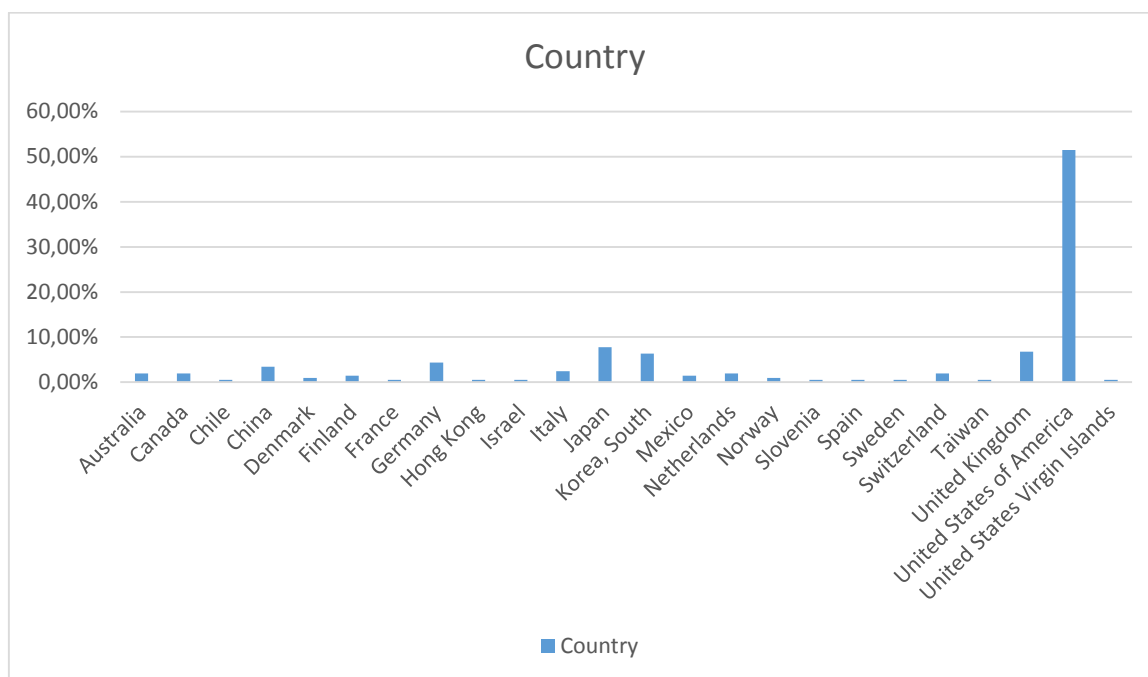
Answered: 201 Skipped: 9



Answer Choices	Responses
Practitioner	2.99% 6
Undergraduate student	1.99% 4
Graduate student	51.74% 104
Post-doctoral researcher	3.98% 8
Professor	21.89% 44
Industrial researcher	13.93% 28
Programmer	1.99% 4
Designer	1.49% 3
Total	201

Q3 My work location is:

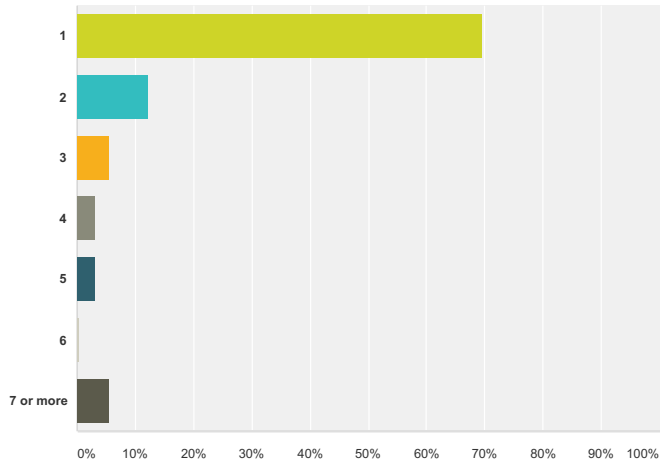
Answered: 206 Skipped: 4



Country	Percent	Number
Australia	1,94%	4
Canada	1,94%	4
Chile	0,49%	1
China	3,40%	7
Denmark	0,97%	2
Finland	1,46%	3
France	0,49%	1
Germany	4,37%	9
Hong Kong	0,49%	1
Israel	0,49%	1
Italy	2,43%	5
Japan	7,77%	16
Korea, South	6,31%	13
Mexico	1,46%	3
Netherlands	1,94%	4
Norway	0,97%	2
Slovenia	0,49%	1
Spain	0,49%	1
Sweden	0,49%	1
Switzerland	1,94%	4
Taiwan	0,49%	1
United Kingdom	6,80%	14
United States of America	51,46%	106
United States Virgin Islands	0,49%	1
	TOTAL	206

Q4 How many times have you attended UbiComp or ISWC before:

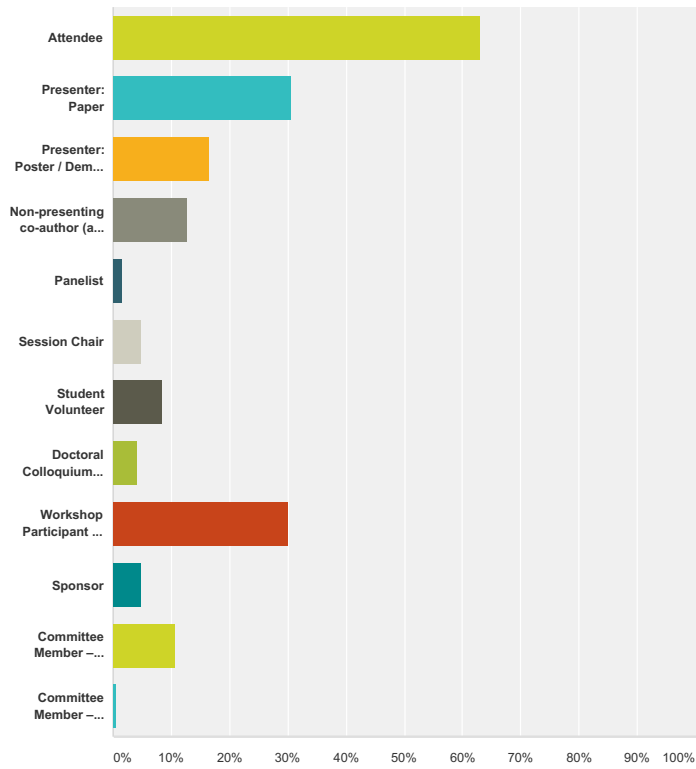
Answered: 194 Skipped: 16



Answer Choices	Responses	
1	69.59%	135
2	12.37%	24
3	5.67%	11
4	3.09%	6
5	3.09%	6
6	0.52%	1
7 or more	5.67%	11
Total		194

Q5 The following role(s) best describe my participation at UbiComp/ISWC (check all that apply):

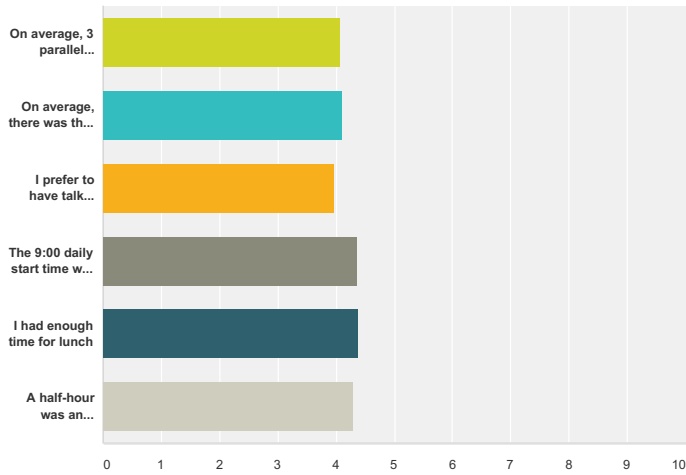
Answered: 189 Skipped: 21



Answer Choices	Responses	
Attendee	62.96%	119
Presenter: Paper	30.69%	58
Presenter: Poster / Demo / Video	16.40%	31
Non-presenting co-author (any category)	12.70%	24
Panelist	1.59%	3
Session Chair	4.76%	9
Student Volunteer	8.47%	16
Doctoral Colloquium Participant / Mentor	4.23%	8
Workshop Participant / Organizer	30.16%	57
Sponsor	4.76%	9
Committee Member – UbiComp/ISWC 2014	10.58%	20
Committee Member – UbiComp/ISWC 2015	0.53%	1
Total Respondents: 189		

Q6 Please rate the following statements along the following scale:

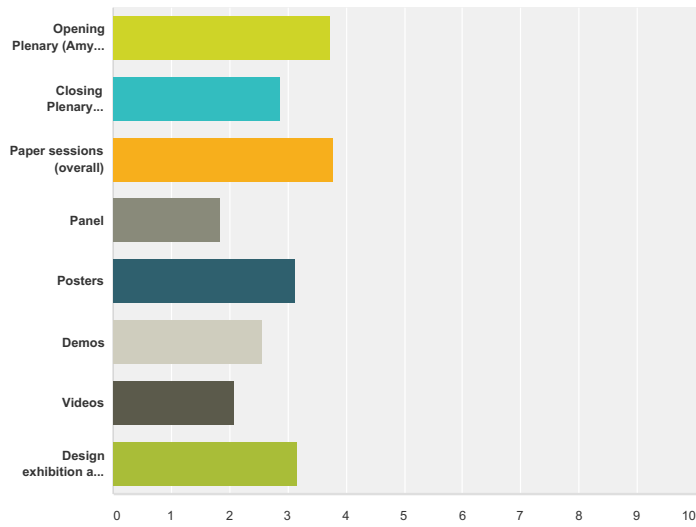
Answered: 187 Skipped: 23



	Strongly Agree	Agree	Neutral	Disagree	Strongly Disagree	Total	Weighted Average
On average, 3 parallel sessions was a good number	30.65% 57	53.76% 100	8.60% 16	6.45% 12	0.54% 1	186	4.08
On average, there was the right amount of time for Q&A for papers	28.65% 53	59.46% 110	8.11% 15	3.24% 6	0.54% 1	185	4.12
I prefer to have talk sessions synchronised so I can move between	28.96% 53	44.26% 81	21.31% 39	5.46% 10	0.00% 0	183	3.97
The 9:00 daily start time was good.	44.09% 82	49.46% 92	4.84% 9	1.61% 3	0.00% 0	186	4.36
I had enough time for lunch	50.54% 94	40.86% 76	5.91% 11	1.61% 3	1.08% 2	186	4.38
A half-hour was an appropriate length for coffee breaks	41.08% 76	51.89% 96	4.86% 9	1.62% 3	0.54% 1	185	4.31

Q8 Please rate the following conference sessions along the following scale:

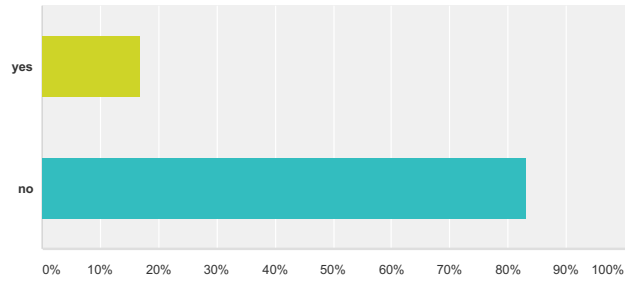
Answered: 185 Skipped: 25



	Excellent	Good	Neutral	Fair	Poor	Didn't attend	Total	Weighted Average
Opening Plenary (Amy Ross)	39.67% 73	35.87% 66	8.15% 15	3.80% 7	0.00% 0	12.50% 23	184	3.74
Closing Plenary (Gaetano Boriello)	29.35% 54	28.26% 52	8.15% 15	1.63% 3	0.54% 1	32.07% 59	184	2.88
Paper sessions (overall)	13.04% 24	69.57% 128	8.15% 15	4.35% 8	1.63% 3	3.26% 6	184	3.78
Panel	12.36% 22	21.91% 39	8.99% 16	2.81% 5	1.12% 2	52.81% 94	178	1.83
Posters	10.44% 19	46.15% 84	19.23% 35	8.24% 15	2.20% 4	13.74% 25	182	3.13
Demos	5.49% 10	34.62% 63	21.98% 40	9.89% 18	4.40% 8	23.63% 43	182	2.56
Videos	4.97% 9	29.28% 53	18.23% 33	4.97% 9	2.76% 5	39.78% 72	181	2.09
Design exhibition at the conference reception	23.63% 43	34.07% 62	14.84% 27	8.24% 15	1.65% 3	17.58% 32	182	3.17

Q10 Have you ever seen a Beam in usage before the conference?

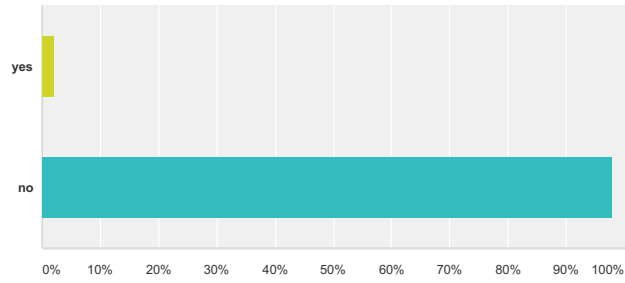
Answered: 183 Skipped: 27



Answer Choices	Responses	
yes	16.94%	31
no	83.06%	152
Total		183

Q11 Have you ever used a Beam before?

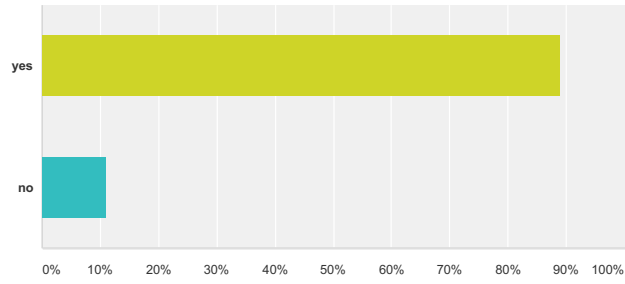
Answered: 183 Skipped: 27



Answer Choices	Responses	
yes	2.19%	4
no	97.81%	179
Total		183

Q16 Would you recommend we do telepresence again at successive Ubicomp/ISWC conferences?

Answered: 172 Skipped: 38



Answer Choices	Responses	
yes	88.95%	153
no	11.05%	19
Total		172