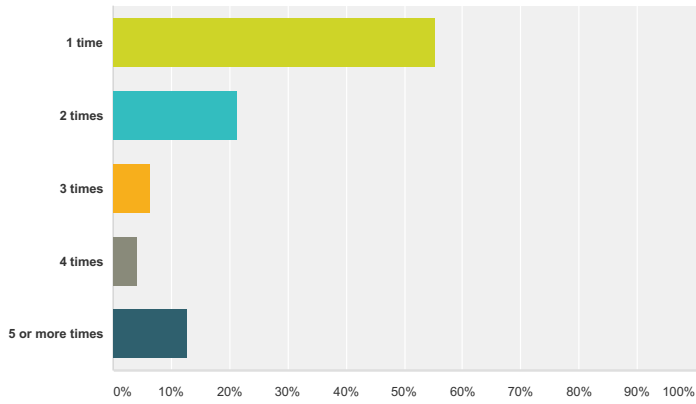


**Q1 Including EICS 2015, I have attended EICS**

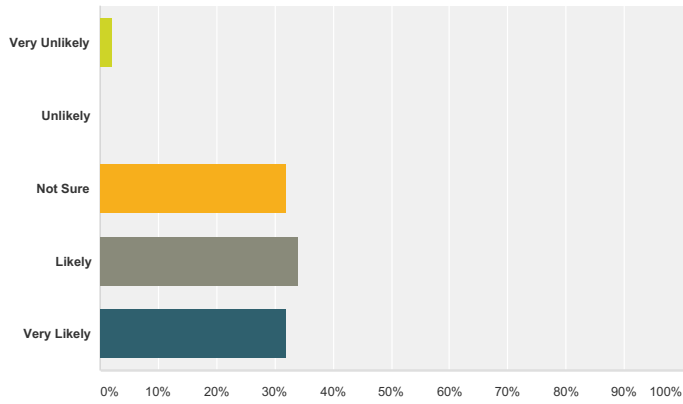
Answered: 47 Skipped: 1



Answer Choices	Responses	
1 time	55.32%	26
2 times	21.28%	10
3 times	6.38%	3
4 times	4.26%	2
5 or more times	12.77%	6
<b>Total</b>		<b>47</b>

**Q2 How likely are you to attend another EICS conference in the future.?**

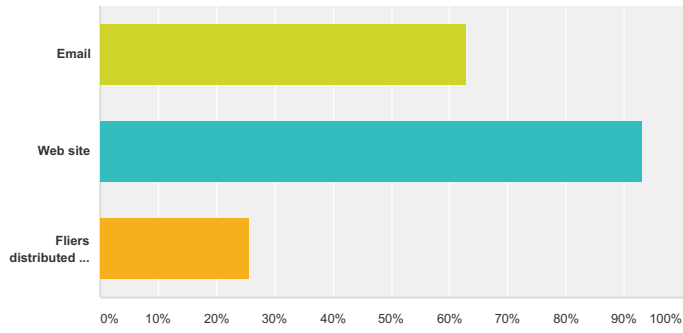
Answered: 47 Skipped: 1



Answer Choices	Responses	
Very Unlikely	2.13%	1
Unlikely	0.00%	0
Not Sure	31.91%	15
Likely	34.04%	16
Very Likely	31.91%	15
<b>Total</b>		<b>47</b>

**Q3 I saw the following publicity items  
(check all that apply):**

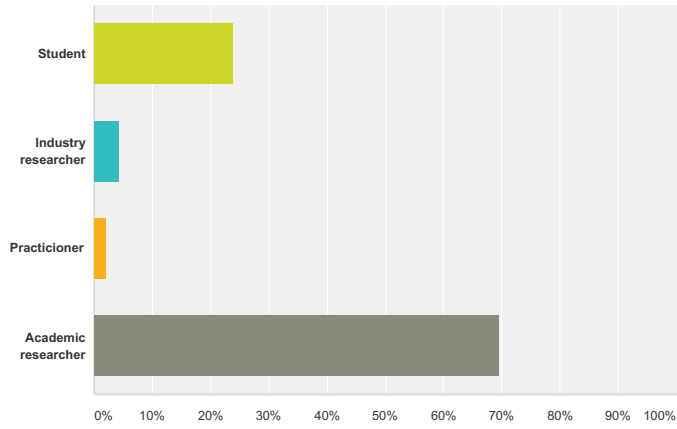
Answered: 43 Skipped: 5



Answer Choices	Responses
Email	62.79% 27
Web site	93.02% 40
Fliers distributed at affiliated conferences	25.58% 11
<b>Total Respondents: 43</b>	

**Q4 I am a**

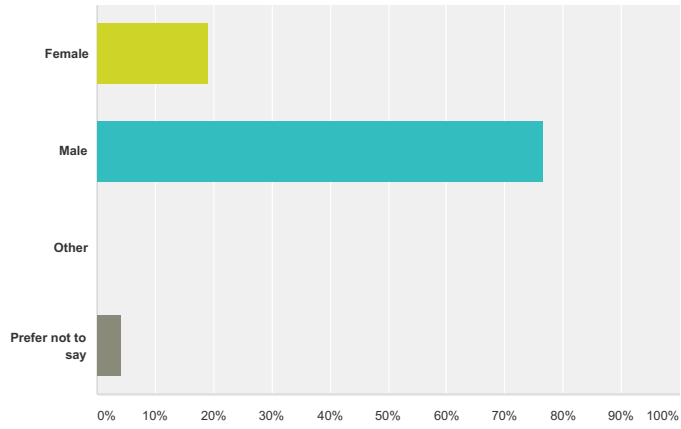
Answered: 46 Skipped: 2



Answer Choices	Responses	
Student	23.91%	11
Industry researcher	4.35%	2
Practitioner	2.17%	1
Academic researcher	69.57%	32
<b>Total</b>		<b>46</b>

**Q5 I am a**

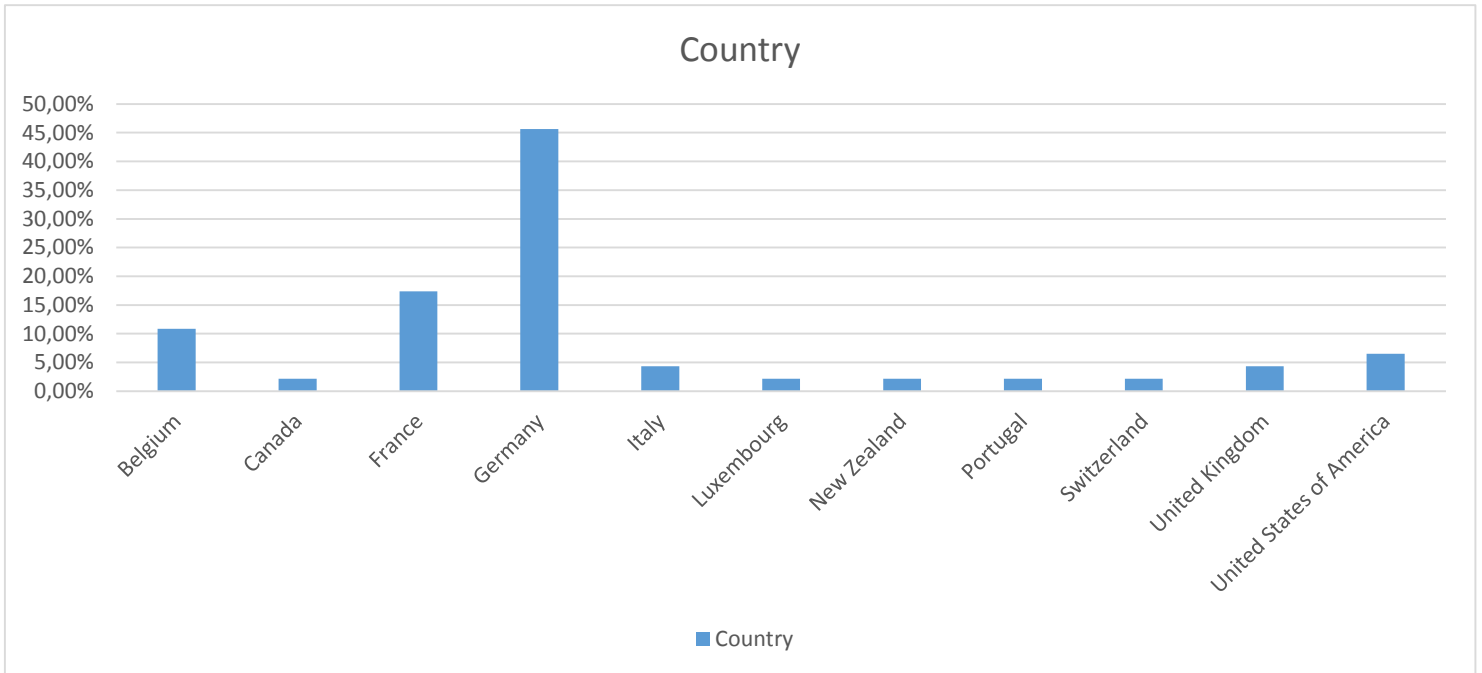
Answered: 47 Skipped: 1



Answer Choices	Responses	
Female	19.15%	9
Male	76.60%	36
Other	0.00%	0
Prefer not to say	4.26%	2
<b>Total</b>		<b>47</b>

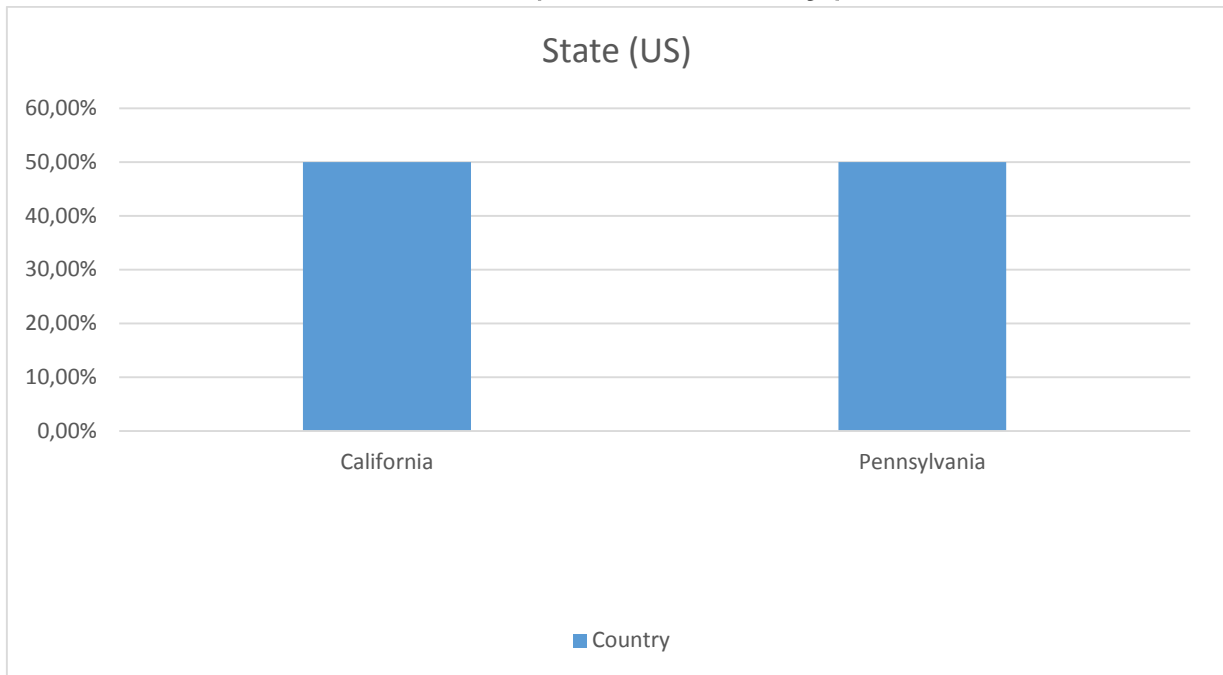
## Q6 Define your work location

Answered: 46 Skipped: 2



Country	Percent	Number
Belgium	10,87%	5
Canada	2,17%	1
France	17,39%	8
Germany	45,65%	21
Italy	4,35%	2
Luxembourg	2,17%	1
New Zealand	2,17%	1
Portugal	2,17%	1
Switzerland	2,17%	1
United Kingdom	4,35%	2
United States of America	6,52%	3
<b>TOTAL</b>		<b>46</b>

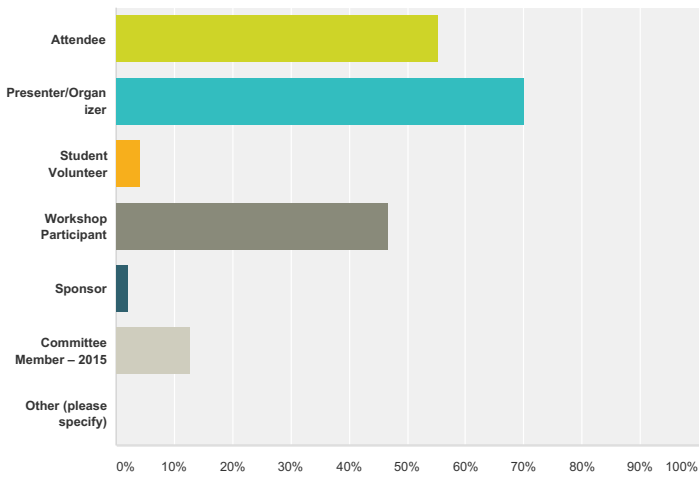
## State (for US only)



Country	Percent	Number
California	50 %	1
Pennsylvania	50 %	1
TOTAL		2

**Q7 What role did you play at the conference? (Please check all that apply.)**

Answered: 47 Skipped: 1

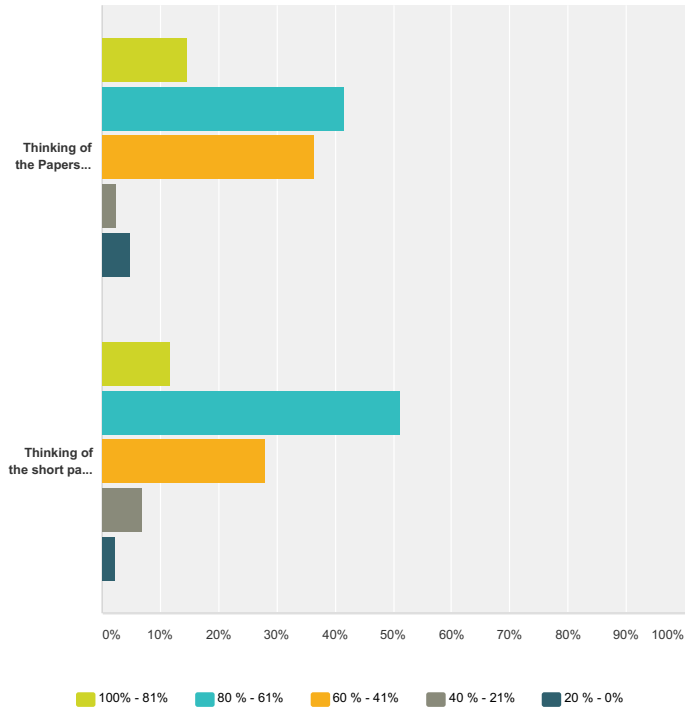


Answer Choices	Responses	
Attendee	55.32%	26
Presenter/Organizer	70.21%	33
Student Volunteer	4.26%	2
Workshop Participant	46.81%	22
Sponsor	2.13%	1
Committee Member - 2015	12.77%	6
Other (please specify)	0.00%	0
<b>Total Respondents: 47</b>		



**Q9 Paper and Short Paper Presentations:**

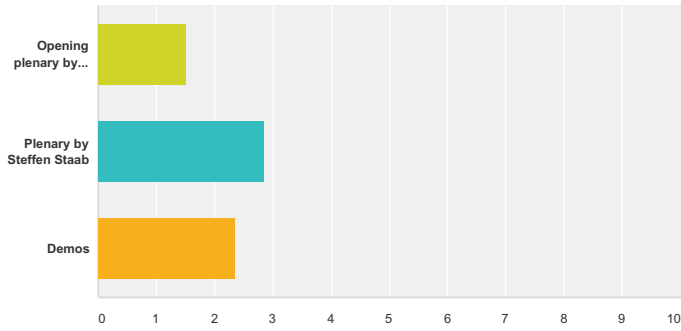
Answered: 43 Skipped: 5



	100% - 81%	80% - 61%	60% - 41%	40% - 21%	20% - 0%	Total
Thinking of the Papers presentations (30-minute slots) that I attended, the percentage of them I found satisfying was:	14.63% 6	41.46% 17	36.59% 15	2.44% 1	4.88% 2	41
Thinking of the short paper presentations (15-minute slots) that I attended, the percentage of them I found satisfying was:	11.63% 5	51.16% 22	27.91% 12	6.98% 3	2.33% 1	43

**Q11 Conference Program: Please rate the following conference sessions according to how relevant and interesting they were to the EICS community:**

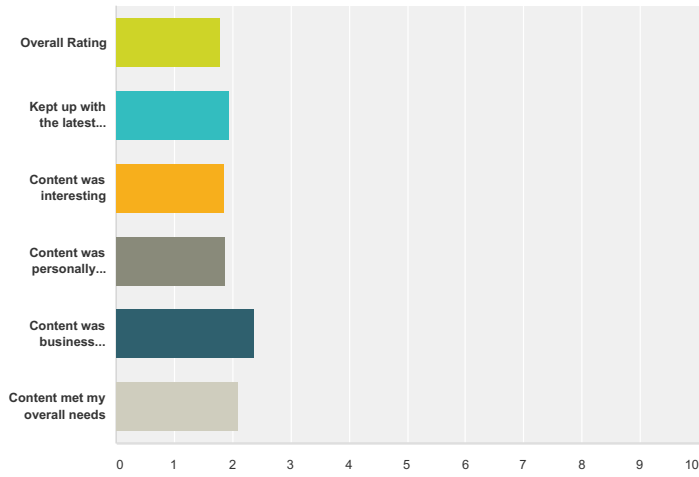
Answered: 40 Skipped: 8



	Excellent	Good	Neutral	Fair	Poor	Didn't attend	Total	Weighted Average
Opening plenary by Daniel Wigdor	42.50% 17	32.50% 13	0.00% 0	2.50% 1	0.00% 0	22.50% 9	40	1.52
Plenary by Steffen Staab	2.50% 1	27.50% 11	27.50% 11	12.50% 5	5.00% 2	25.00% 10	40	2.87
Demos	10.26% 4	38.46% 15	12.82% 5	7.69% 3	2.56% 1	28.21% 11	39	2.36

**Q12 Please rate the conference overall  
(please select one choice for each row):**

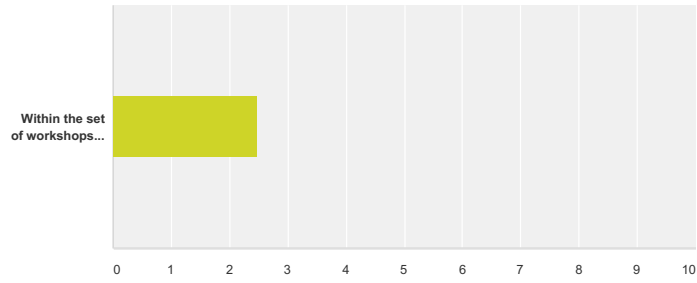
Answered: 39 Skipped: 9



	Excellent	Good	Fair	Poor	Total	Weighted Average
Overall Rating	30.77% 12	58.97% 23	10.26% 4	0.00% 0	39	1.79
Kept up with the latest trends	25.64% 10	53.85% 21	20.51% 8	0.00% 0	39	1.95
Content was interesting	28.21% 11	58.97% 23	12.82% 5	0.00% 0	39	1.85
Content was personally valuable	30.77% 12	53.85% 21	12.82% 5	2.56% 1	39	1.87
Content was business valuable	16.67% 6	33.33% 12	44.44% 16	5.56% 2	36	2.39
Content met my overall needs	23.08% 9	46.15% 18	28.21% 11	2.56% 1	39	2.10

**Q14 Preconference events:**

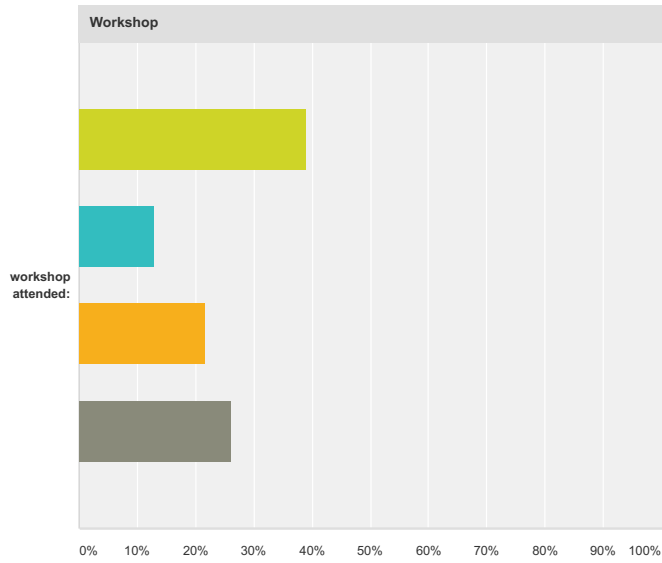
Answered: 42 Skipped: 6



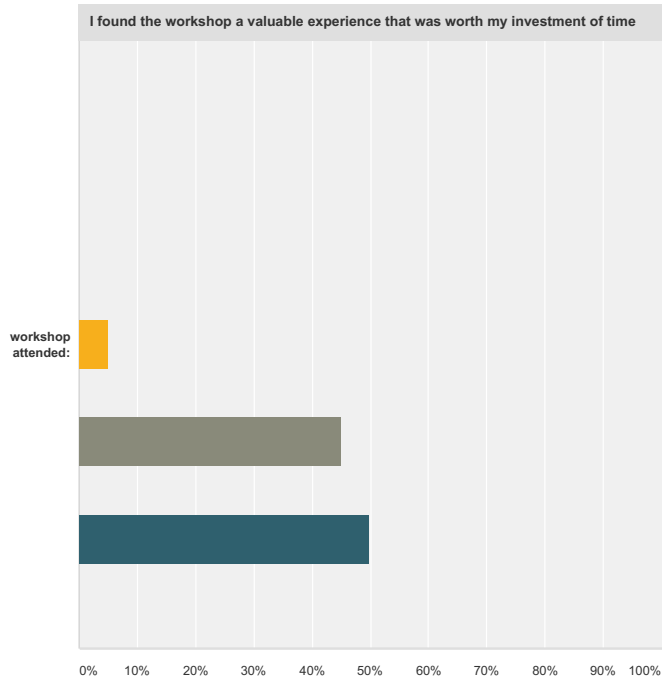
	Strongly Agree	Agree	Neutral	Disagree	Stongly Disagree	Do not know	Total	Weighted Average
Within the set of workshops there was at least one topic that interested me.	42.86% 18	30.95% 13	4.76% 2	0.00% 0	0.00% 0	21.43% 9	42	2.48

**Q15 I participated in the following workshops:**

Answered: 23 Skipped: 25



- W1: Formal Methods in Human-Computer Interaction
- W2: Large-scale and model-based Interactive Systems: Approaches and Challenges
- W3: Engineering Interactive Systems with SCXML
- W4: Systems and Tools for Cross-Device Interfaces



- Strongly Disagree
- Disagree
- Neutral
- Agree
- Strongly Agree

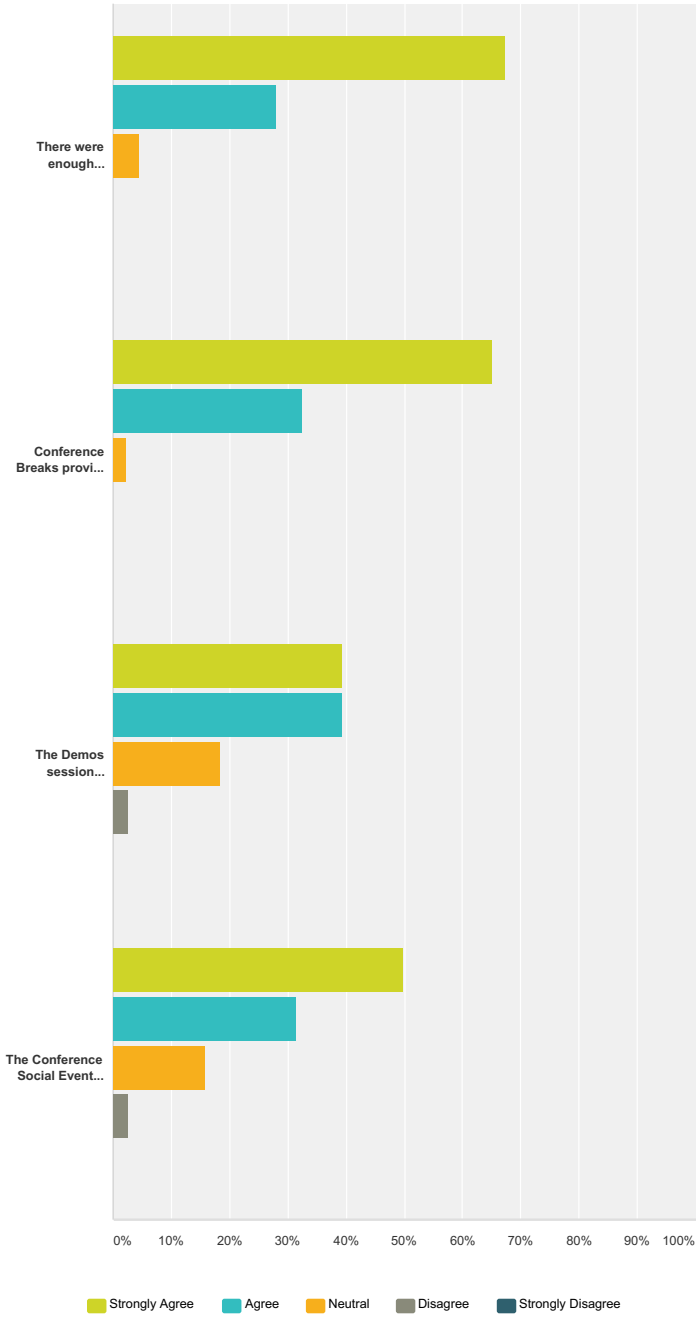
Workshop						
	W1: Formal Methods in Human-Computer Interaction	W2: Large-scale and model-based Interactive Systems: Approaches and Challenges	W3: Engineering Interactive Systems with SCXML	W4: Systems and Tools for Cross-Device Interfaces	Total	
workshop attended:	39.13% 9	13.04% 3	21.74% 5	26.09% 6	23	
I found the workshop a valuable experience that was worth my investment of time						
	Strongly Disagree	Disagree	Neutral	Agree	Strongly Agree	Total

# EICS2015

workshop attended:	<b>0.00%</b> 0	<b>0.00%</b> 0	<b>5.00%</b> 1	<b>45.00%</b> 9	<b>50.00%</b> 10	20
--------------------	-------------------	-------------------	-------------------	--------------------	---------------------	----

**Q17 Concerning the Conference Social Networking Functions:**

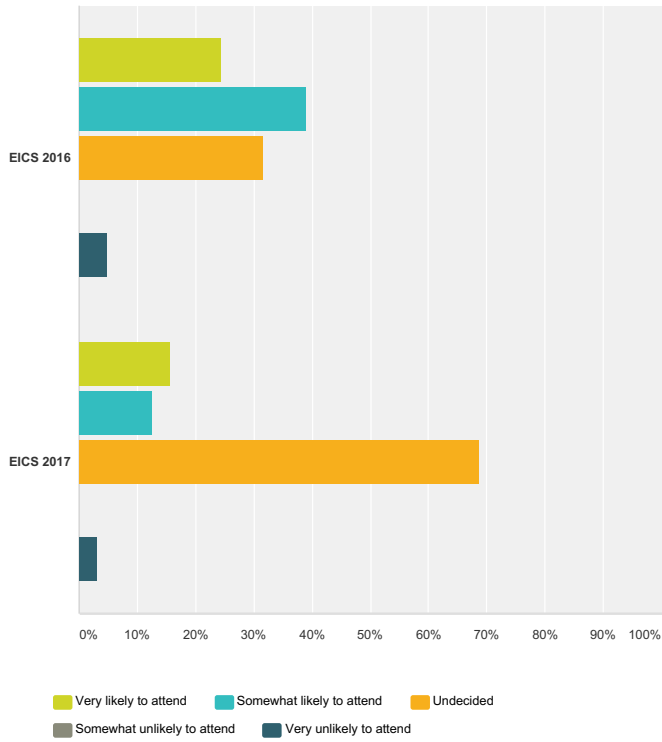
Answered: 43 Skipped: 5



	Strongly Agree	Agree	Neutral	Disagree	Strongly Disagree	Total
There were enough opportunities to network and interact with my colleagues.	67.44% 29	27.91% 12	4.65% 2	0.00% 0	0.00% 0	43
Conference Breaks provided effective opportunities to meet and interact with colleagues.	65.12% 28	32.56% 14	2.33% 1	0.00% 0	0.00% 0	43
The Demos session provided a good opportunity to interact with the presenters.	39.47% 15	39.47% 15	18.42% 7	2.63% 1	0.00% 0	38
The Conference Social Event (Thursday night) provided a good opportunity to interact with colleagues.	50.00% 19	31.58% 12	15.79% 6	2.63% 1	0.00% 0	38

**Q19 Rate the likelihood of planning to attend future conferences:**

Answered: 42 Skipped: 6

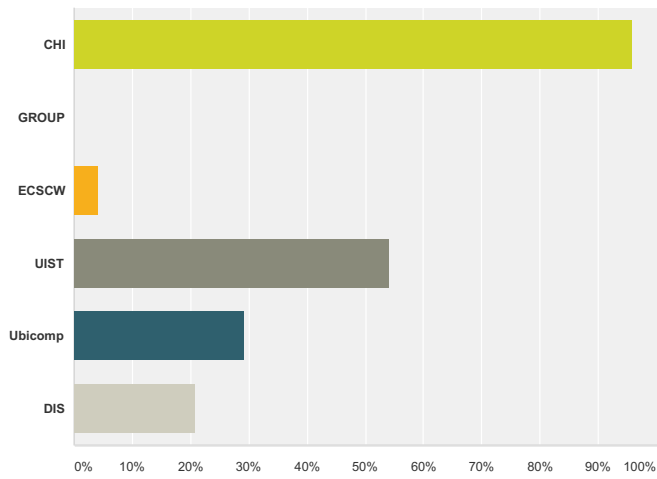


	Very likely to attend	Somewhat likely to attend	Undecided	Somewhat unlikely to attend	Very unlikely to attend	Total
EICS 2016	24.39% 10	39.02% 16	31.71% 13	0.00% 0	4.88% 2	41
EICS 2017	15.63% 5	12.50% 4	68.75% 22	0.00% 0	3.13% 1	32



**Q22 Other conferences I typically attend or submit to:**

Answered: 24 Skipped: 24



Answer Choices	Responses	
CHI	95.83%	23
GROUP	0.00%	0
ECSCW	4.17%	1
UIST	54.17%	13
Ubicomp	29.17%	7
DIS	20.83%	5
<b>Total Respondents: 24</b>		