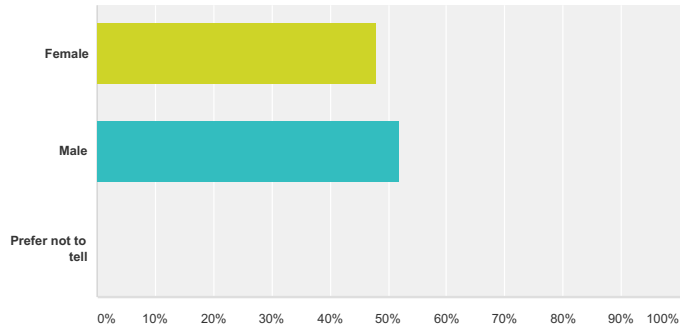


CSCW 2013 Survey

Q1 I am a

Answered: 200 Skipped: 1

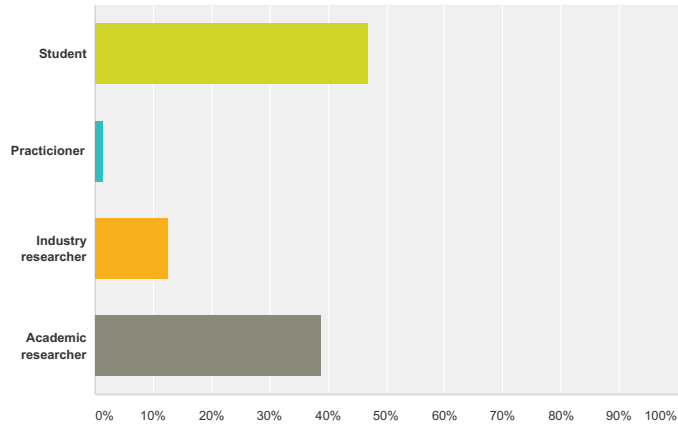


Answer Choices	Responses	Count
Female	48.00%	96
Male	52.00%	104
Prefer not to tell	0.00%	0
Total		200

CSCW 2013 Survey

Q2 I am a:

Answered: 198 Skipped: 3

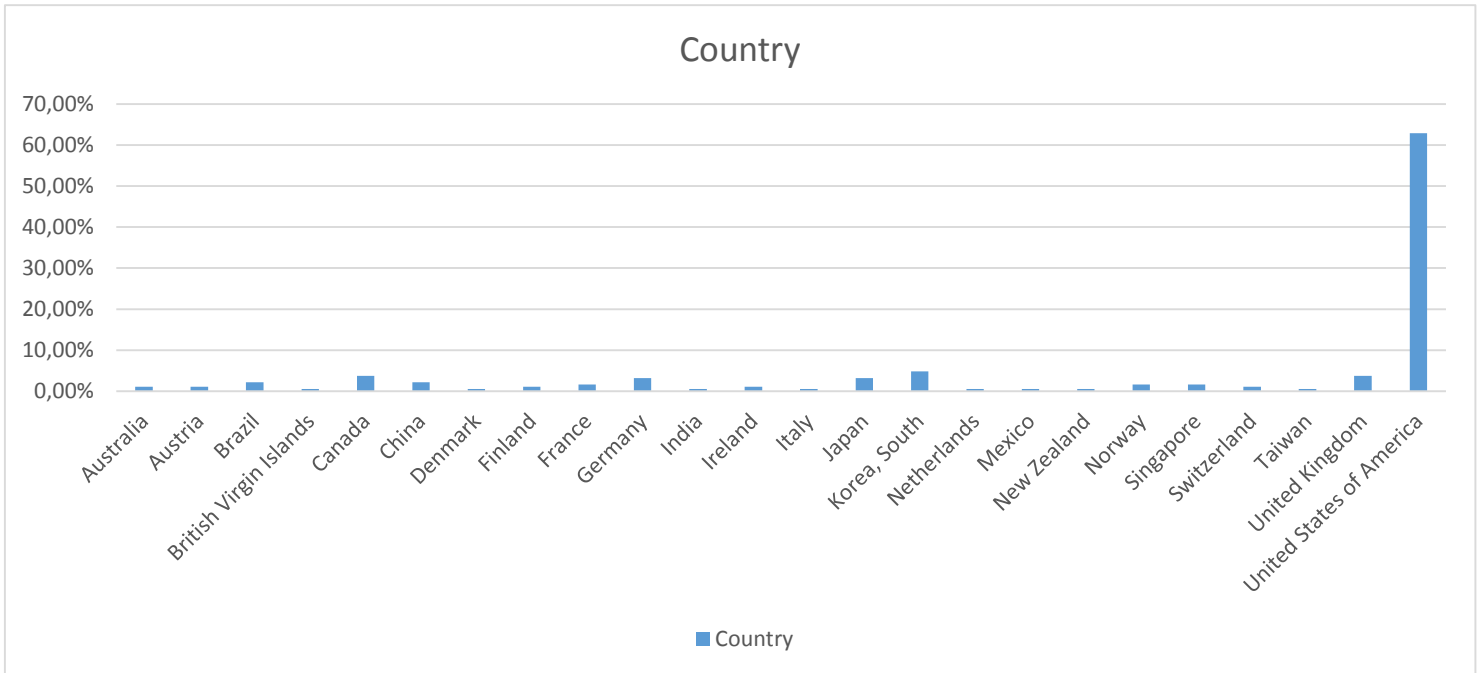


Answer Choices	Responses	
Student	46.97%	93
Practitioner	1.52%	3
Industry researcher	12.63%	25
Academic researcher	38.89%	77
Total		198

CSCW 2013 Survey

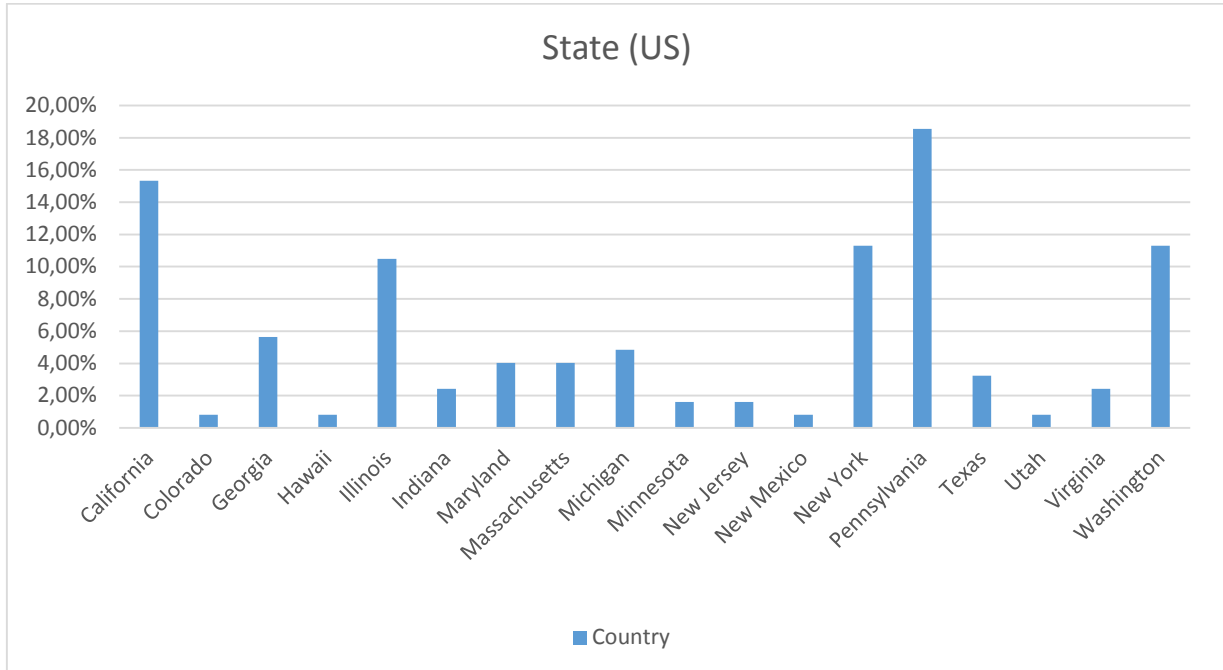
Q3 My work location is (for USA please also give state):

Answered: 196 Skipped: 5



Country	Percent	Number
Australia	1,08%	2
Austria	1,08%	2
Brazil	2,15%	4
British Virgin Islands	0,54%	1
Canada	3,76%	7
China	2,15%	4
Denmark	0,54%	1
Finland	1,08%	2
France	1,61%	3
Germany	3,23%	6
India	0,54%	1
Ireland	1,08%	2
Italy	0,54%	1
Japan	3,23%	6
Korea, South	4,84%	9
Netherlands	0,57%	1
Mexico	0,54%	1
New Zealand	0,54%	1
Norway	1,61%	3
Singapore	1,61%	3
Switzerland	1,08%	2
Taiwan	0,57%	1
United Kingdom	3,76%	7
United States of America	62,90%	117
TOTAL		186

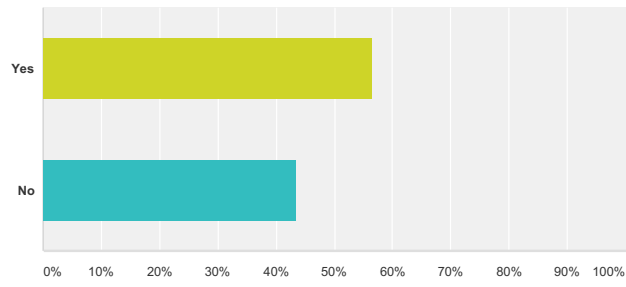
State (for US only)



Country	Percent	Number
California	15,32%	19
Colorado	0,81%	1
Georgia	5,65%	7
Hawaii	0,81%	1
Illinois	10,48%	13
Indiana	2,42%	3
Maryland	4,03%	5
Massachusetts	4,03%	5
Michigan	4,84%	6
Minnesota	1,61%	2
New Jersey	1,61%	2
New Mexico	0,81%	1
New York	11,29%	14
Pennsylvania	18,55%	23
Texas	3,23%	4
Utah	0,81%	1
Virginia	2,42%	3
Washington	11,29%	14
TOTAL		124

Q4 I consider CSCW to be my primary conference home:

Answered: 198 Skipped: 3

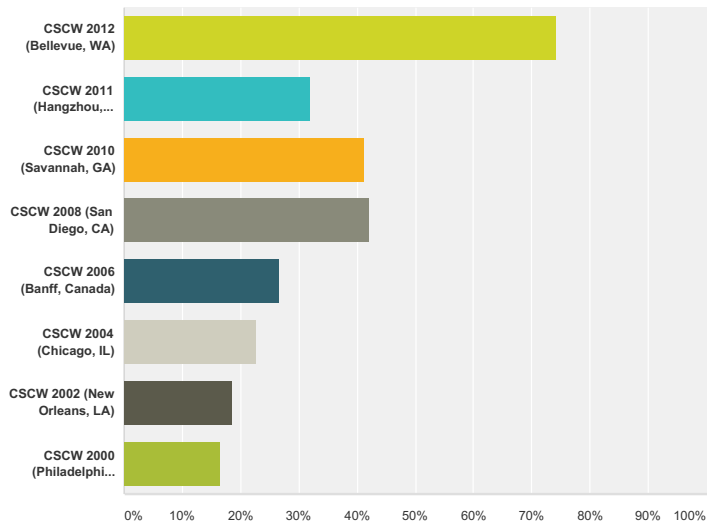


Answer Choices	Responses	
Yes	56.57%	112
No	43.43%	86
Total		198

CSCW 2013 Survey

Q5 In addition to CSCW'13, I have attended (check all that apply):

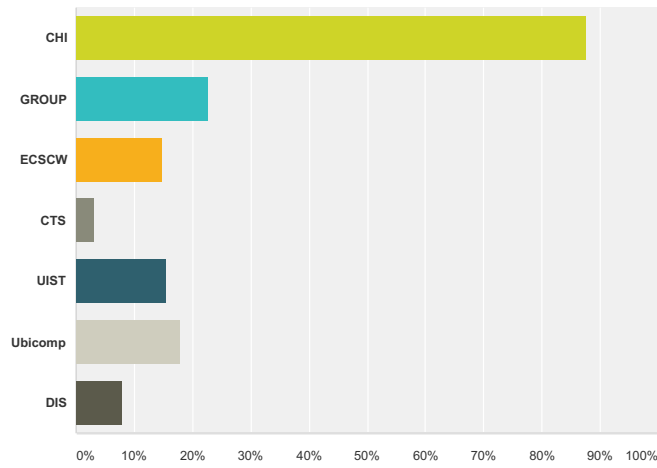
Answered: 97 Skipped: 104



Answer Choices	Responses	Count
CSCW 2012 (Bellevue, WA)	74.23%	72
CSCW 2011 (Hangzhou, China)	31.96%	31
CSCW 2010 (Savannah, GA)	41.24%	40
CSCW 2008 (San Diego, CA)	42.27%	41
CSCW 2006 (Banff, Canada)	26.80%	26
CSCW 2004 (Chicago, IL)	22.68%	22
CSCW 2002 (New Orleans, LA)	18.56%	18
CSCW 2000 (Philadelphia, PA)	16.49%	16
Total Respondents: 97		

Q6 Other conferences I typically attend or submit to (check all that apply):

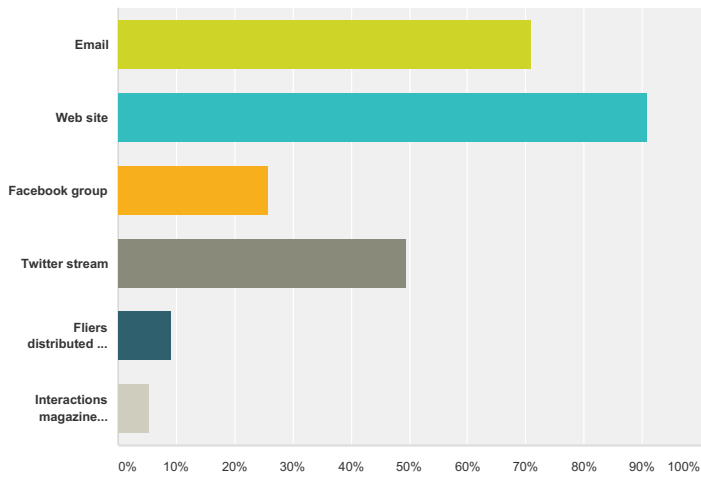
Answered: 162 Skipped: 39



Answer Choices	Responses	
CHI	87.65%	142
GROUP	22.84%	37
ECSCW	14.81%	24
CTS	3.09%	5
UIST	15.43%	25
UbiComp	17.90%	29
DIS	8.02%	13
Total Respondents: 162		

Q7 I saw the following CSCW'13 publicity items (check all that apply):

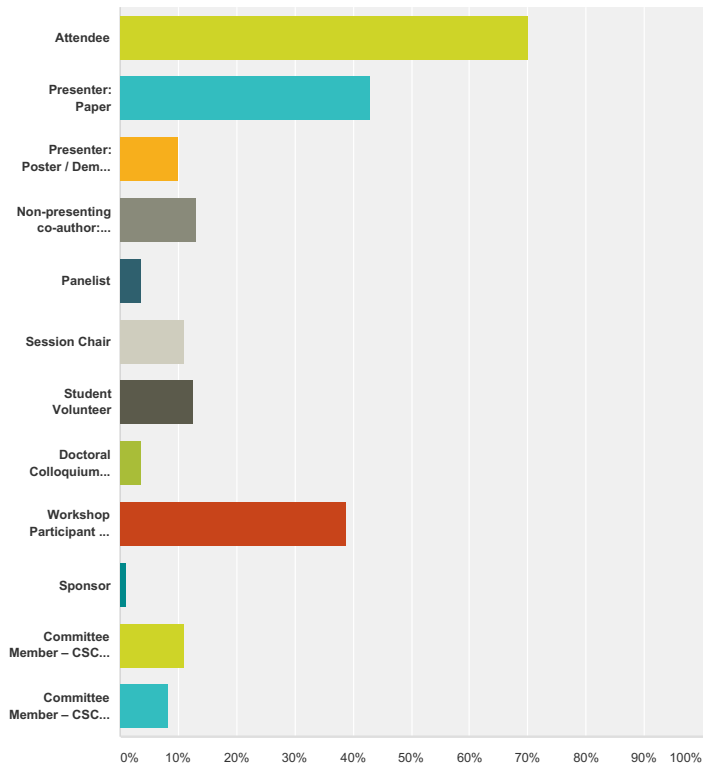
Answered: 186 Skipped: 15



Answer Choices	Responses	
Email	70.97%	132
Web site	90.86%	169
Facebook group	25.81%	48
Twitter stream	49.46%	92
Fliers distributed at affiliated conferences	9.14%	17
Interactions magazine advertisement	5.38%	10
Total Respondents: 186		

Q8 The following role(s) best describe my participation at CSCW'13 (check all that apply):

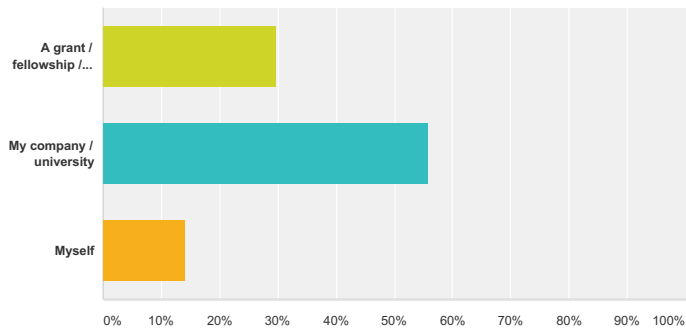
Answered: 191 Skipped: 10



Answer Choices	Responses	Count
Attendee	70.16%	134
Presenter: Paper	42.93%	82
Presenter: Poster / Demo / Video	9.95%	19
Non-presenting co-author: Paper / Poster / Demo / Video	13.09%	25
Panelist	3.66%	7
Session Chair	10.99%	21
Student Volunteer	12.57%	24
Doctoral Colloquium Participant / Mentor	3.66%	7
Workshop Participant / Organizer	38.74%	74
Sponsor	1.05%	2
Committee Member - CSCW 2013	10.99%	21
Committee Member - CSCW 2014	8.38%	16
Total Respondents: 191		

Q9 The majority of my CSCW'13 costs were paid by:

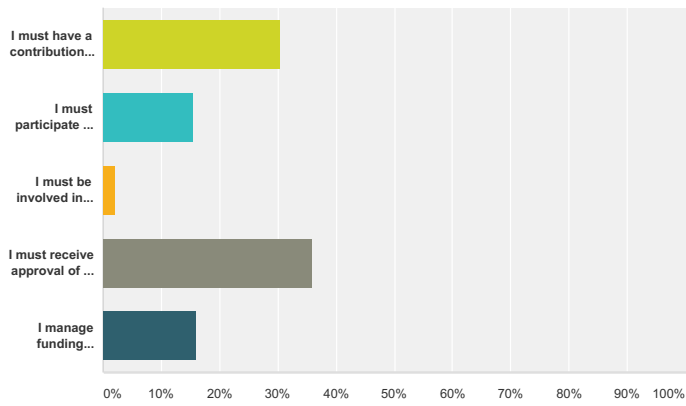
Answered: 191 Skipped: 10



Answer Choices	Responses
A grant / fellowship / scholarship	29.84% 57
My company / university	56.02% 107
Myself	14.14% 27
Total	191

Q10 For me to receive funding / support to attend CSCW conferences:

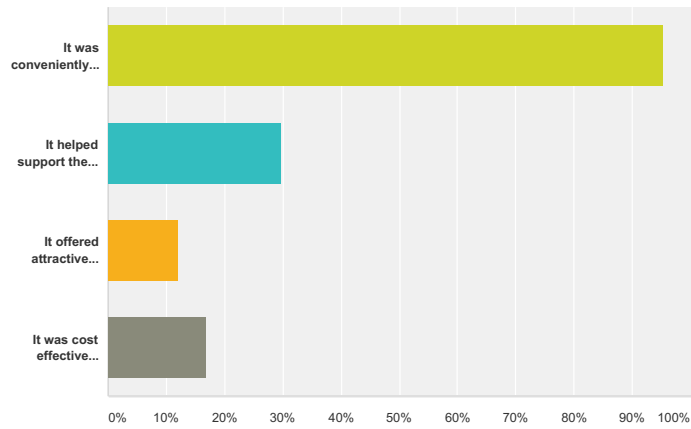
Answered: 187 Skipped: 14



Answer Choices	Responses
I must have a contribution that is published in the ACM Digital Library	30.48% 57
I must participate in a way that is listed in the proceedings, but need not be published in the ACM Digital Library	15.51% 29
I must be involved in some organizational role	2.14% 4
I must receive approval of my management / professor / organization	35.83% 67
I manage funding decisions on my own	16.04% 30
Total	187

Q11 I stayed at the Hyatt Regency Riverwalk conference hotel because (check all that apply):

Answered: 107 Skipped: 94

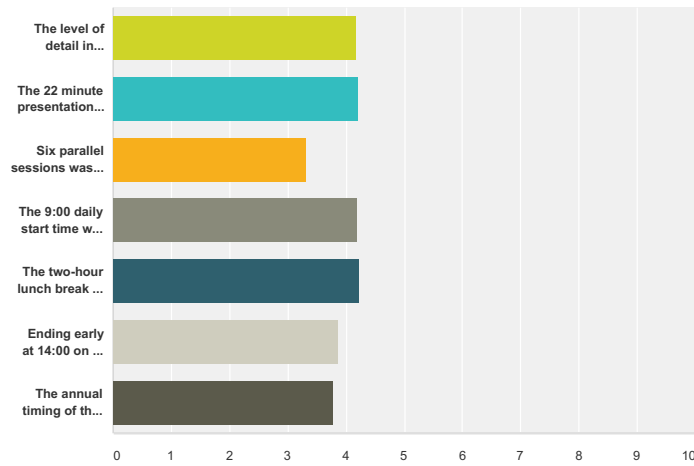


Answer Choices	Responses
It was conveniently located	95.33% 102
It helped support the conference	29.91% 32
It offered attractive perks (e.g., free wifi, dining discounts)	12.15% 13
It was cost effective compared with other lodging options	16.82% 18
Total Respondents: 107	

CSCW 2013 Survey

Q13 Please rate the following statements along the following scale:

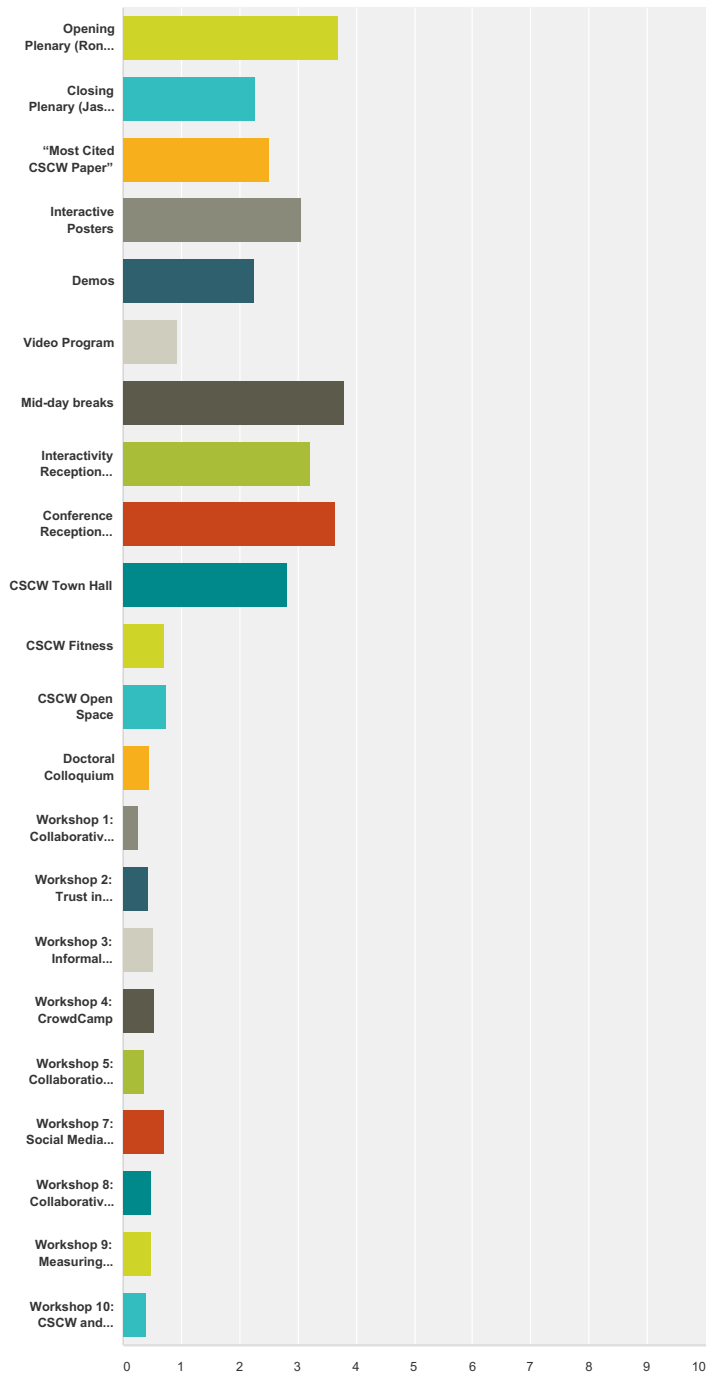
Answered: 189 Skipped: 12



	Strongly Agree	Agree	Neutral	Disagree	Strongly Disagree	Total	Weighted Average
The level of detail in presentations at the conference was appropriate.	31.75% 60	57.14% 108	8.99% 17	1.59% 3	0.53% 1	189	4.18
The 22 minute presentation slot (17 min talk & 5 min Q&A) worked well.	36.70% 69	52.66% 99	6.38% 12	3.72% 7	0.53% 1	188	4.21
Six parallel sessions was the right size for this event.	10.75% 20	34.41% 64	31.72% 59	20.97% 39	2.15% 4	186	3.31
The 9:00 daily start time was good.	35.29% 66	52.94% 99	8.02% 15	3.74% 7	0.00% 0	187	4.20
The two-hour lunch break was useful.	42.47% 79	41.94% 78	11.29% 21	4.30% 8	0.00% 0	186	4.23
Ending early at 14:00 on the last day eased my travel.	30.48% 57	35.29% 66	26.74% 50	5.88% 11	1.60% 3	187	3.87
The annual timing of the conference (mid-February) works well for me.	17.74% 33	47.31% 88	29.57% 55	4.84% 9	0.54% 1	186	3.77

Q15 Please rate the following conference sessions along the following scale:

Answered: 187 Skipped: 14



	Excellent	Good	Neutral	Fair	Poor	Didn't attend	Total	Weighted Average
Opening Plenary (Ron Burt)	48.35% 88	28.02% 51	3.85% 7	1.65% 3	1.65% 3	16.48% 30	182	3.70
Closing Plenary (Jascha Franklin-Hodge)	24.58% 44	21.23% 38	5.03% 9	2.23% 4	1.12% 2	45.81% 82	179	2.28
"Most Cited CSCW Paper"	36.46% 66	13.26% 24	4.97% 9	0.00% 0	0.00% 0	45.30% 82	181	2.50
Interactive Posters	8.67% 15	46.82% 81	20.23% 35	6.94% 12	1.73% 3	15.61% 27	173	3.07
Demos	5.17% 9	30.46% 53	21.84% 38	6.32% 11	0.57% 1	35.63% 62	174	2.26

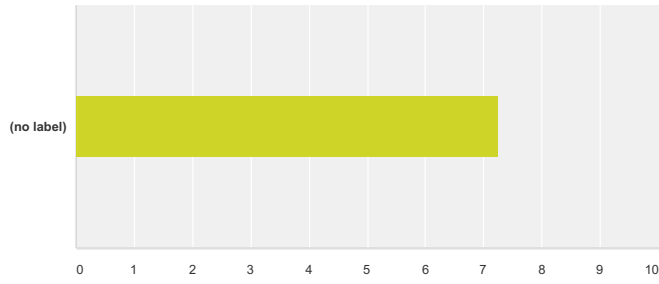
CSCW 2013 Survey

Video Program	2.31% 4	10.40% 18	10.98% 19	3.47% 6	0.58% 1	72.25% 125	173	0.94
Mid-day breaks	16.85% 30	61.80% 110	14.61% 26	1.69% 3	0.00% 0	5.06% 9	178	3.79
Interactivity Reception (Monday)	18.08% 32	49.15% 87	9.60% 17	2.82% 5	0.00% 0	20.34% 36	177	3.21
Conference Reception (Tuesday)	21.35% 38	50.56% 90	14.04% 25	6.18% 11	1.12% 2	6.74% 12	178	3.65
CSCW Town Hall	20.00% 36	37.22% 67	7.22% 13	5.00% 9	0.00% 0	30.56% 55	180	2.81
CSCW Fitness	4.57% 8	8.57% 15	4.57% 8	0.00% 0	0.00% 0	82.29% 144	175	0.71
CSCW Open Space	3.45% 6	9.77% 17	5.17% 9	1.15% 2	1.15% 2	79.31% 138	174	0.75
Doctoral Colloquium	4.62% 8	4.05% 7	2.31% 4	0.00% 0	0.00% 0	89.02% 154	173	0.46
Workshop 1: Collaborative Editing Systems	1.83% 3	2.44% 4	3.05% 5	0.00% 0	0.00% 0	92.68% 152	164	0.28
Workshop 2: Trust in Virtual Teams	3.57% 6	3.57% 6	3.57% 6	0.00% 0	0.00% 0	89.29% 150	168	0.43
Workshop 3: Informal Communication in Health Practices	4.12% 7	5.29% 9	3.53% 6	0.00% 0	0.00% 0	87.06% 148	170	0.52
Workshop 4: CrowdCamp	5.33% 9	4.14% 7	3.55% 6	0.00% 0	0.00% 0	86.98% 147	169	0.54
Workshop 5: Collaboration in Safety-Critical Environments	3.01% 5	3.01% 5	3.61% 6	0.00% 0	0.00% 0	90.36% 150	166	0.38
Workshop 7: Social Media Question Asking	8.33% 14	4.76% 8	2.38% 4	0.60% 1	0.60% 1	83.33% 140	168	0.70
Workshop 8: Collaborative Information Seeking	3.59% 6	4.79% 8	3.59% 6	0.00% 0	0.00% 0	88.02% 147	167	0.48
Workshop 9: Measuring Networked Social Privacy	4.19% 7	4.79% 8	2.99% 5	0.00% 0	0.00% 0	88.02% 147	167	0.49
Workshop 10: CSCW and education	3.03% 5	3.64% 6	3.03% 5	0.00% 0	0.00% 0	90.30% 149	165	0.39

CSCW 2013 Survey

Q17 How likely am I to attend CSCW'14 in Baltimore, MD, USA on a scale of 1 (not attend) to 10 (definitely attend)?

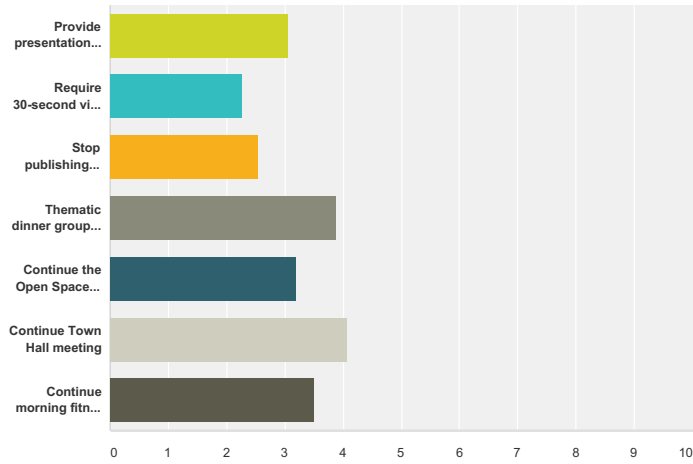
Answered: 166 Skipped: 35



	1	2	3	4	5	6	7	8	9	10	Total	Weighted Average
(no label)	1.20%	4.22%	3.61%	3.61%	7.23%	6.63%	16.27%	26.51%	19.88%	10.84%	166	7.24
	2	7	6	6	12	11	27	44	33	18		

Q18 Consider the following potential innovations for CSCW'14. Rate them along the following five-point scale:

Answered: 187 Skipped: 14



	Strongly Agree	Agree	Neutral	Disagree	Strongly Disagree	Total	Weighted Average
Provide presentation time for posters and demos	9.68% 18	25.81% 48	31.72% 59	27.42% 51	5.38% 10	186	3.07
Require 30-second video abstracts for all papers (e.g., CHI'13)	3.74% 7	12.30% 23	22.46% 42	29.95% 56	31.55% 59	187	2.27
Stop publishing proceedings on USB memory sticks	8.60% 16	12.37% 23	28.49% 53	26.88% 50	23.66% 44	186	2.55
Thematic dinner groups for newcomers	20.00% 37	52.43% 97	24.32% 45	3.24% 6	0.00% 0	185	3.89
Continue the Open Space unconference track	4.42% 8	20.99% 38	65.75% 119	6.63% 12	2.21% 4	181	3.19
Continue Town Hall meeting	34.59% 64	38.38% 71	26.49% 49	0.54% 1	0.00% 0	185	4.07
Continue morning fitness activities	8.70% 16	35.87% 66	54.35% 100	0.00% 0	1.09% 2	184	3.51